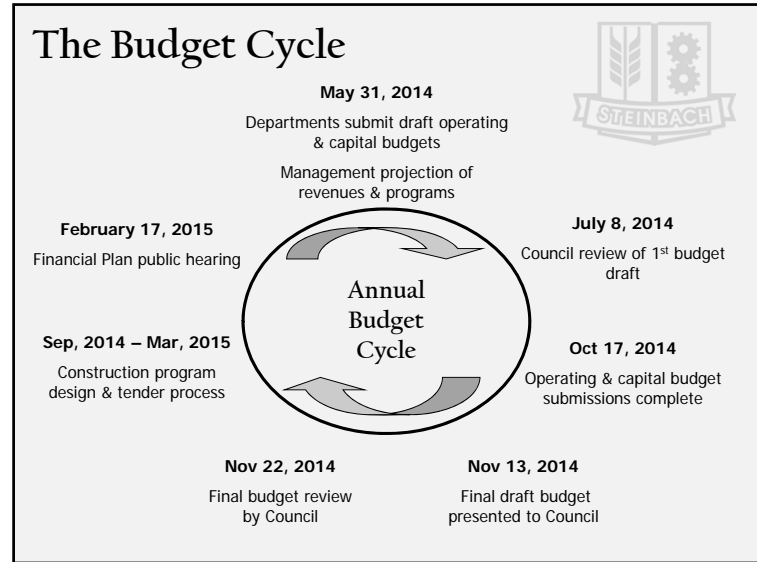


CITY OF STEINBACH 2015 Financial Plan

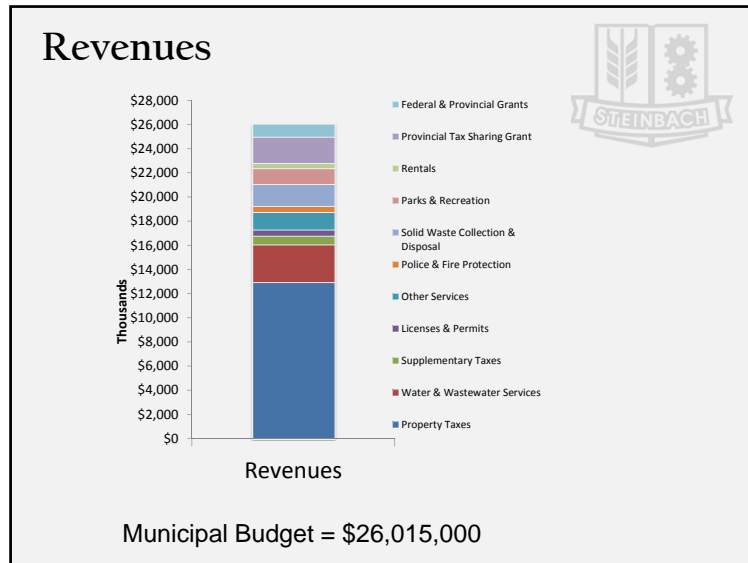


2015 – What to Expect

- Municipal property tax rate - 14.3 mills (no change from 2014)
- 5% rate increase for water and 12.7% increase for sewer
- 2.5% increase for residential garbage collection
- Overall 2.5% fee increase for land use applications and permits

2015 – What to Expect

- \$6.9 million for new capital improvements (Recreation facility plaza, PTH 12 intersection work and City Hall expansion)
- \$5.5 million capital renewal program for the replacement of equipment and infrastructure (Lumber Ave. and Elmdale St., asphalt overlay)
- \$120k - Engineering studies for future road, water, and wastewater needs (wells)



Property Value & Tax Relationship

- Property value growth of 3.6%
- Commercial properties make up about 24% of the total property values in the City
- Provincial portioning system – a lower portion of residential property values (45%) are subject to property tax than commercial property values (65%)
- The City sets a tax rate each year (known as a mill rate) which is then applied to property values to generate tax revenue

Property Taxes

- Property tax rate of 14.3 mills remains unchanged from 2014
- 56% of budgeted municipal revenues are from property taxes
- \$13.0 million to be raised by property taxes in 2015 (\$11.8 million of this via mill rate)
- Education property taxes are required in addition to any City property taxes

2015 Property Taxes

Category	Percentage
Education Taxes	54%
Municipal Taxes	46%

What Will My City Property Taxes Cost This Year?

Average Dwelling Market Value = \$180,000
 Taxable Assessed Value = \$81,000

Annual City Property Taxes = **\$1,158.30**
 Monthly City Property Taxes = **\$96.53**

Other Monthly Expense Comparisons

- Shaw Premier Digital TV subscription - \$101.59
- Daily medium sized cup of Tim Hortons' coffee = \$52.70
- All-purpose insurance for a 2006 Ford Freestar = \$120.00

Supplementary Property Taxes



- Represents taxes levied on increases in property values resulting from new construction
- Lags actual development by 1-2 years
- \$750,000



Federal & Provincial Grants




- Operating and support grants provide for maintenance, programming and capacity building
- Provincial per capita tax sharing grant - \$2.15 million
- Federal Gas Tax grant - \$695,000
- Municipal Program grant - \$210,000



User Fees



- Fees paid by those who benefit from the service provided
- Some services compete with the open market
- Rates may be subsidized for programs to be accessible
- Utility \$3.1 million
- General \$1.9 million



Permits & Development Fees



2014

- 141 dwelling unit permits
- 60 single family home permits
- \$47.3 million permit value

2015 Estimates

- 140 dwelling unit permits
- \$400,000 permit fees
- \$750,000 in capital fees

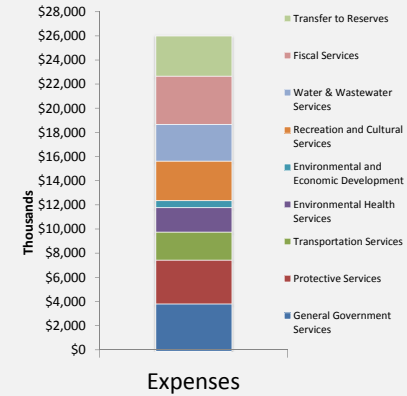
2015 Project Grant Funding

Provincial and Federal Funding Applications

- PTH 12 Improvements
- Elmdale Street Reconstruction
- Main Street Intersections
- Arena Washrooms



2015 Expenses



Municipal Budget = \$26,015,000



Some 2015 Programs

- Waste reduction and recycling - \$645,000
- Jake Epp Public Library – \$375,000
- Beautification - \$137,000
- Summer in the City Festival - \$50,000
- Canada Day activities - \$26,000
- Dutch Elm Disease prevention - \$17,500
- Citizens on Patrol Program (COPP) - \$8,000



Employees – Our Greatest Asset

- 129 FTE positions
- 269,000 labour hours
- Aquatic Centre – 20% of total labour hours
- Labour costs – 32.5% of operating budget - \$6.9 million
- Employee training & education programs



Police & Fire Services

- 16 RCMP officers to be in place within the year
- Community Services Officer - City By-Laws
- Fire protection services – 42 firefighters & 8 trucks
- \$3.0 million



Transportation Services

- Property development results in new infrastructure to maintain
- 1.84 km of road surface added in 2014 – a 1.6% increase
- Annual increase in resources is necessary to deliver basic level of service
- Snow & ice clearing program – weather is a factor
- \$2.0 million



Solid Waste Services

- Residential – curbside garbage and blue box recycling collection and disposal
- Commercial – regular and “on demand” service
- Costs funded by user fees
- \$2.0 million



Recreation Services

- Primary facilities - Aquatic Centre, Arena, A.D. Penner Park, Soccer Complex
- 100+ baseball, football, soccer teams
- 35+ hockey and ringette teams
- 78,000 public swims and 4,950 swim lessons – with 44,000 individual lessons we are one of the largest programs in Manitoba
- 235 acres of green space & parks
- \$3.2 million



Water & Wastewater Services

- 4,670 customers (+3.7%)
- 1.58 million cubic meters of water produced in 2014 (-1.9%)
- 206 km of underground pipe infrastructure (+7.2 km)
- Wastewater lagoon capacity for 20,000 pop. (2023)
- Continue study of expanded water supply infrastructure
- \$3.1 million



Projects and Debt



2015 Projects

- Lumber and Elmdale renewal - \$3.93 million
- Equipment replacement - \$1.0 million
- City Hall expansion - \$1.0 million
- Drainage program - \$850,000
- PTH 12 Improvements - \$3.2 million
- Street resurfacing - \$630,000
- Sidewalks and pathways - \$365,000


Total program - \$12.4 million



2015 Debt Management

Each loan funds a specific project:

- Lumber and Elmdale - \$2,380,000
- \$2.38 million of new debt
- \$2.33 million of debt will be paid off
- 5 year amortization term
- 2.69% average interest rate
- Dec 2015 debt balance = \$9.6 million



2015 Debt Payments



- City makes annual debt payments on loans taken out in previous years and sets an annual tax rate to raise funds for this
- \$2.58 million payment
- \$255,835 is interest
- 2015 tax rate is 2.45 mills (17% of total city tax rate)
- Recent history of annual payment amounts is stable but will increase as City grows and funding needs change



2016-2019 Capital Program



2016 – \$24.6 million

- recreation facility, infrastructure renewal, landfill cell closure, water supply expansion

2017 - \$12.2 million

- infrastructure renewal, landfill cell closure, water supply expansion, drainage

2018 - \$5.2 million

- infrastructure renewal, drainage

2019 – \$5.4 million

- infrastructure renewal, cemetery expansion,

Thank you

