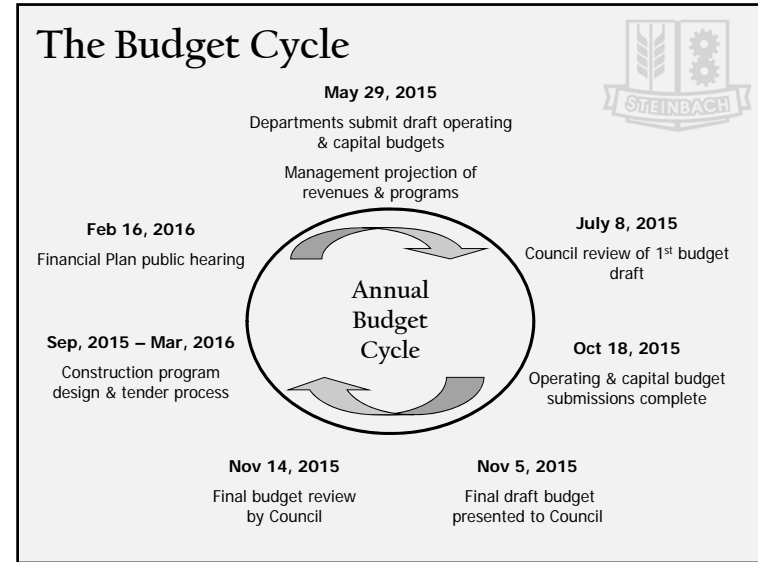


CITY OF STEINBACH 2016 Financial Plan

2016 – What to Expect

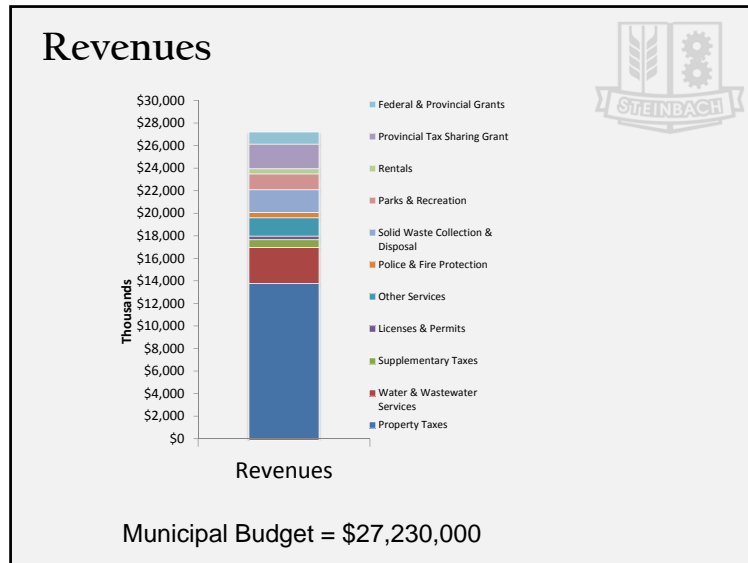
- Municipal property tax rate - 13.23 mills (down 1.07 mills from 2015)
- 4.8% rate increase for water and 1.6% increase for sewer
- 2.4% increase for residential garbage collection
- Overall 2.5% fee increase for land use applications and permits



2016 – What to Expect

- \$6.6 million for new capital improvements (Recreation facility plaza, Soccer Park Bldg, PTH 12 intersection work and City Hall expansion)
- \$6.1 million capital renewal program for the replacement of equipment and infrastructure (Barkman Ave, Boundary Road Development, asphalt overlay)
- \$150k - Engineering studies for future water and wastewater needs (wells)





Property Value & Tax Relationship

- Property value growth of 16%
- Commercial properties make up about 24% of the total property values in the City
- Provincial portioning system – a lower portion of residential property values (45%) are subject to property tax than commercial property values (65%)
- The City sets a tax rate each year (known as a mill rate) which is then applied to property values to generate tax revenue

Property Taxes

- Property tax rate of 13.23 mills is down 1.07 mills from 2015
- 50.8% of budgeted municipal revenues are from property taxes
- \$13.8 million to be raised by property taxes in 2016 (\$12.6 million of this via mill rate)
- Education property taxes are required in addition to any City property taxes

2016 Property Taxes

Category	Percentage
Education Taxes	55%
Municipal Taxes	45%

What Will My City Property Taxes Cost This Year?

Average Dwelling Market Value = \$195,000
 Taxable Assessed Value = \$87,750

Annual City Property Taxes = **\$1,160.93**
 Monthly City Property Taxes = **\$96.74**

Other Monthly Expense Comparisons

- Shaw Premier Digital TV subscription - \$105.09
- Daily medium sized cup of Tim Hortons' coffee = \$53.20
- All-purpose insurance for a 2010 Ford Escape = \$144.00

Supplementary Property Taxes



- Represents taxes levied on increases in property values resulting from new construction
- Lags actual development by 1-2 years
- \$700,000



Federal & Provincial Grants



- Operating and support grants provide for maintenance, programming and capacity building
- Provincial per capita tax sharing grant - \$2.45 million
- Federal Gas Tax grant - \$730,000
- Municipal Program grant - \$210,000



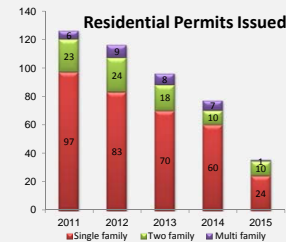
User Fees



- Fees paid by those who benefit from the service provided
- Some services compete with the open market
- Rates may be subsidized for programs to be accessible
- Utility \$3.0 million
- General \$2.0 million



Permits & Development Fees



2015

- 94 dwelling units
- 24 single family home permits
- \$34.3 million permit value



2016 Estimates

- 100 dwelling units
- \$275,000 permit fees
- \$769,000 in capital fees

2016 Project Grant Funding

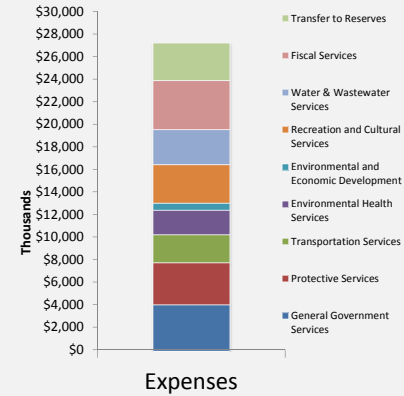


Provincial and Federal Funding Applications

- Barkman Avenue Reconstruction
- Acres/Penfeld Signalized Intersection
- Neighbourhood Sidewalks
- Lilac/Coral/Rose Paving



2016 Expenses



Municipal Budget = \$27,230,000

Some 2016 Programs



- Waste reduction and recycling - \$772,000
- Jake Epp Public Library – \$377,000
- Beautification - \$152,000
- Summer in the City Festival - \$50,000
- Canada Day activities - \$27,000
- Dutch Elm Disease prevention - \$17,500
- Citizens on Patrol Program (COPP) - \$9,000

Employees – Our Greatest Asset



- 132 FTE positions
- 274,000 labour hours
- Aquatic Centre – 19% of total labour hours
- Labour costs – 32.1% of operating budget - \$7.5 million
- Employee training & education programs



Police & Fire Services



- 16 RCMP officers
- Community Services Officer - City By-Laws
- Fire protection services – 40 firefighters & 8 trucks
- \$3.1 million



(Photo credit: Golden West Broadcasting)



Transportation Services



- Property development results in new infrastructure to maintain
- 115.60 km - total road surface reached in 2015
- Annual increase in resources is necessary to deliver basic level of service
- Snow & ice clearing program – weather is a factor
- \$2.2 million



Solid Waste Services




- Residential – curbside garbage and blue box recycling collection and disposal
- Commercial – regular and “on demand” service
- Costs funded by user fees
- \$2.2 million



Recreation Services



- Primary facilities - Aquatic Centre, Arena, A.D. Penner Park, Curling Rink and Soccer Complex
- 100+ baseball, football, soccer teams
- 35+ hockey and ringette teams
- 88,000 public swims and 5,380 swim lessons – with 50,000 individual lessons we are one of the largest programs in Manitoba
- 235 acres of green space & parks
- \$3.4 million



Water & Wastewater Services



- 4,750 customers (+1.7%)
- 1.57 million cubic meters of water produced in 2015 (-0.7%)
- 207 km of underground pipe infrastructure (+1.0 km)
- Wastewater lagoon capacity for 20,000 pop. (2023)
- Continue study of expanded water supply infrastructure
- \$3.1 million



Projects and Debt



2016 Projects




- Barkman Avenue renewal - \$2.1 million
 - City Hall expansion - \$1.5 million
 - Boundary road development - \$1.0 million
 - Soccer Park building - \$370,000
 - Acres Dr. /Penfeld Dr. intersection - \$2.5 million
 - Equipment replacement - \$1.2 million
 - Street resurfacing - \$1.2 million
 - Sidewalks and pathways - \$400,000
- Total program - \$12.9 million**

2016 Debt Management



Each loan funds a specific project:

- Barkman Avenue - \$1.0 million
- \$1.0 million of new debt
- \$2.76 million of debt will be paid off
- 5 year amortization term
- 2.61% average interest rate
- Dec 2016 debt balance = \$7.6 million



2016 Debt Payments



- City makes annual debt payments on loans taken out in previous years and sets an annual tax rate to raise funds for this
- \$3.0 million payment
- \$243,877 is interest
- 2016 tax rate is 2.54 mills (19% of total city tax rate)
- Recent history of annual payment amounts is stable but will increase as City grows and funding needs change



2017-2020 Capital Program



2017 - \$17.4 million

- infrastructure renewal, landfill cell closure, performing arts centre, water supply expansion

2018 - \$18.9 million

- infrastructure renewal, landfill cell closure, performing arts centre, water supply expansion

2019 - \$7.2 million

- infrastructure renewal, operations shop, cemetery expansion

2020 - \$4.6 million

- infrastructure renewal, aquatic centre

Thank you

